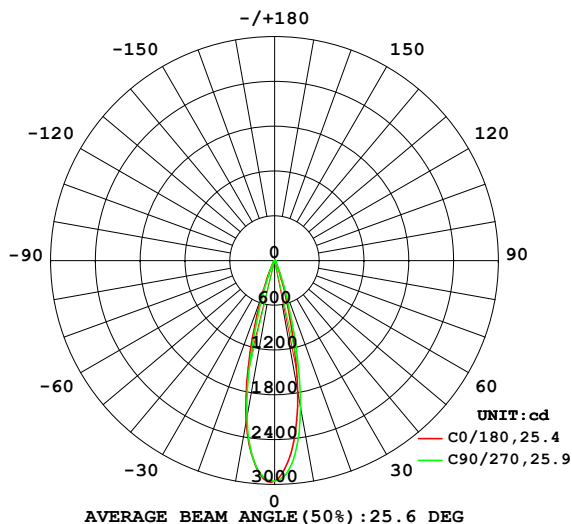


## LUMINAIRE PHOTOMETRIC TEST REPORT

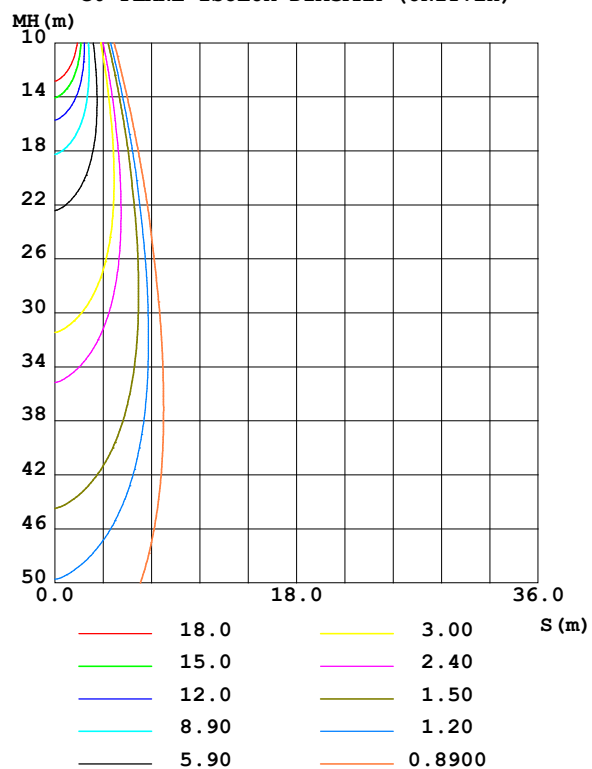
Test:U:220.67V I:0.0664A P:7.2673W PF:0.4963 Freq:49.99Hz UTHDi:0.00% ITHDi:0.00% KDisp:0 Lamp Flux:629.044x1 lm		
NAME: DL3593 3000K 24D	TYPE:	WEIGHT:
SPEC.:	DIM.:	SERIAL No.:
MFR.: VJC Lighting	SUR.: 40	Shielding Angle:

DATA OF LAMP		PHOTOMETRIC DATA Eff: 86.56 lm/W			
MODEL	DL3593 3000K 24D	I <sub>max</sub> (cd)	2968	S/MH(C0/180)	0.45
NOMINAL POWER(W)	8	LOR(%)	100.0	S/MH(C90/270)	0.42
RATED VOLTAGE(V)	220	TOTAL FLUX(lm)	629.04	η UP,DN(C0-180)	0.3,47.7
NOMINAL FLUX(lm)	629.044	CIE CLASS	DIRECT	η UP,DN(C180-360)	0.4,51.5
LAMPS INSIDE	1	η up (%)	0.7	CIBSE SHR NOM	0.00
TEST VOLTAGE(V)	220	η down (%)	99.3	CIBSE SHR MAX	0.30

LUMINOUS INTENSITY DISTRIBUTION DIAGRAM



C0 PLANE ISOLUX DIAGRAM (UNIT:lx)



C Range: 0 - 360DEG  
C Interval: 22.5DEG  
Test Speed: HIGH  
Temperature:25.3℃  
Operators:001  
Test Date:2023-10-10

γ Range: 0 - 180DEG  
γ Interval: 1.0DEG  
Test System:EVERFINE GO-2000B\_V1 SYSTEM V2.00.456  
Humidity:65.0%  
Test Distance:7.580m [K=1.0000]  
Remarks:

## ZONAL FLUX DIAGRAM

## ZONAL FLUX DIAGRAM:

$\gamma$	C0	C45	C90	C135	C180	C225	C270	C315	$\gamma$	$\Phi$ zone	$\Phi$ total	%lum, lamp
10	1785	1799	2000	2093	2197	2201	2144	1929	0- 10	237.0	237.0	37.7,37.7
20	272.7	291.7	376.8	447.6	518.3	483.2	401.0	308.9	10- 20	287.2	524.2	83.3,83.3
30	41.84	43.90	50.76	56.67	68.34	63.64	53.79	43.68	20- 30	69.95	594.2	94.5,94.5
40	13.69	14.09	15.48	17.45	17.22	17.17	15.78	15.04	30- 40	17.82	612.0	97.3,97.3
50	6.138	6.431	7.066	7.328	7.486	7.278	6.568	6.368	40- 50	8.111	620.1	98.6,98.6
60	1.200	1.320	1.657	1.917	2.120	1.713	1.309	1.275	50- 60	3.490	623.6	99.1,99.1
70	0.0005	0.0304	0.1969	0.2678	0.3451	0.2189	0.0630	0.0113	60- 70	0.7409	624.3	99.2,99.2
80	0	0	0	0	0	0	0	0	70- 80	0.0177	624.3	99.3,99.3
90	0	0	0	0	0	0	0	0	80- 90	0	624.3	99.3,99.3
100	0	0	0	0	0	0	0	0	90-100	0.0000	624.3	99.3,99.3
110	0.0384	0.0340	0.0273	0.0204	0.0114	0.0092	0.0159	0.0160	100-110	0.0090	624.3	99.3,99.3
120	0.0996	0.0954	0.0932	0.0888	0.0544	0.0547	0.0661	0.0753	110-120	0.0482	624.4	99.3,99.3
130	0.1923	0.1816	0.1569	0.1413	0.2770	0.2938	0.3536	0.4181	120-130	0.1277	624.5	99.3,99.3
140	0.8071	0.7692	0.6703	0.5643	1.290	1.329	1.470	1.634	130-140	0.4474	625.0	99.4,99.4
150	2.373	2.305	2.129	1.957	3.007	3.022	3.150	3.305	140-150	1.130	626.1	99.5,99.5
160	3.708	3.660	3.607	3.512	4.169	4.161	4.190	4.117	150-160	1.537	627.6	99.8,99.8
170	3.373	3.405	3.508	3.614	3.805	3.789	3.652	3.462	160-170	1.097	628.7	100,100
180	2.975	3.056	2.991	3.027	3.005	3.054	3.002	3.011	170-180	0.3142	629.0	100,100
DEG	LUMINOUS INTENSITY:cd									UNIT:lm		

Conical surface Flux(90deg): 616.68 lm

%lum = 98.0%

%lamp = 98.0%

Conical surface Flux(130deg): 624.1 lm

%lum = 99.2%

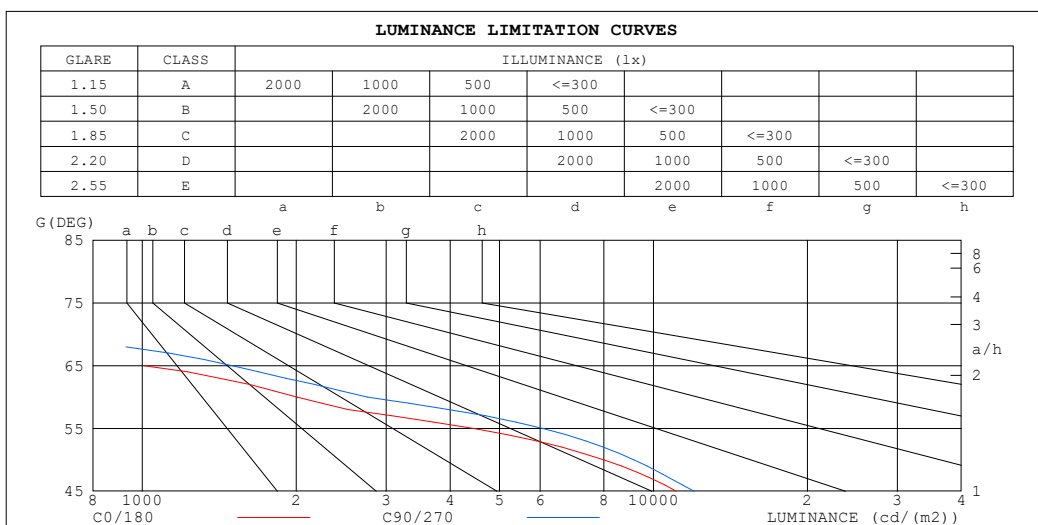
%lamp = 99.2%

C Range: 0 - 360DEG  
 C Interval: 22.5DEG  
 Test Speed: HIGH  
 Temperature:25.3℃  
 Operators:001  
 Test Date:2023-10-10

$\gamma$  Range: 0 - 180DEG  
 $\gamma$  Interval: 1.0DEG  
 Test System:EVERFINE GO-2000B\_V1 SYSTEM V2.00.456  
 Humidity:65.0%  
 Test Distance:7.580m [K=1.0000]  
 Remarks:

## LUMINANCE LIMITATION CURVES

Test:U:220.67V I:0.0664A P:7.2673W PF:0.4963 Freq:49.99Hz UTHDi:0.00% ITHDi:0.00% KDisp:0 Lamp Flux:629.044x1 lm		
NAME: DL3593 3000K 24D	TYPE:	WEIGHT:
SPEC.:	DIM.:	SERIAL No.:
MFR.: VJC Lighting	SUR.: 40	Shielding Angle:



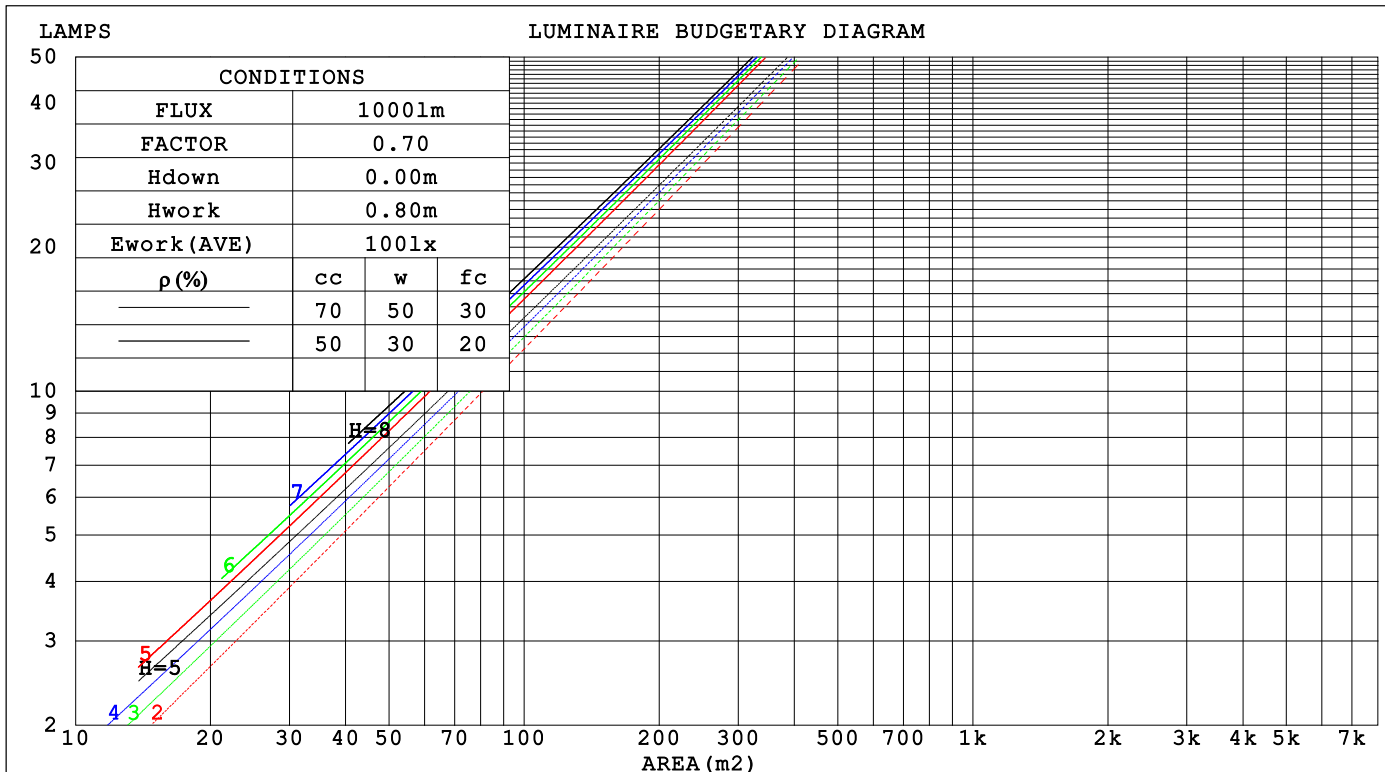
C Range: 0 - 360DEG  
C Interval: 22.5DEG  
Test Speed: HIGH  
Temperature: 25.3°C  
Operators: 001  
Test Date: 2023-10-10

γ Range: 0 - 180DEG  
γ Interval: 1.0DEG  
Test System: EVERFINE GO-2000B\_V1 SYSTEM V2.00.456  
Humidity: 65.0%  
Test Distance: 7.580m [K=1.0000]  
Remarks:

## CU AND LUMINAIRE BUDGETARY ESTIMATE DIAGRAM

Test:U:220.67V I:0.0664A P:7.2673W PF:0.4963 Freq:49.99Hz		
UTHDi:0.00% ITHDi:0.00% KDisp:0 Lamp Flux:629.044x1 lm		
NAME: DL3593 3000K 24D	TYPE:	WEIGHT:
SPEC.:	DIM.:	SERIAL No.:
MFR.: VJC Lighting	SUR.: 40	Shielding Angle:

pcc	80%			70%			50%			30%			10%			0
pw	50%	30%	10%	50%	30%	10%	50%	30%	10%	50%	30%	10%	50%	30%	10%	0
pfc	20%			20%			20%			20%			20%			0
RCR	RCR:Room Cavity Ratio															



C Range: 0 - 360DEG  
C Interval: 22.5DEG  
Test Speed: HIGH  
Temperature:25.3℃  
Operators:001  
Test Date:2023-10-10

γ Range: 0 - 180DEG  
γ Interval: 1.0DEG  
Test System:EVERFINE GO-2000B\_V1 SYSTEM V2.00.456  
Humidity:65.0%  
Test Distance:7.580m [K=1.0000]  
Remarks:

## WEC AND CCEC

Test:U:220.67V I:0.0664A P:7.2673W PF:0.4963 Freq:49.99Hz			UTHDi:0.00% ITHDi:0.00% KDisp:0			Lamp Flux:629.044x1 lm		
NAME: DL3593 3000K 24D			TYPE:			WEIGHT:		
SPEC.:			DIM.:			SERIAL No.:		
MFR.: VJC Lighting			SUR.: 40			Shielding Angle:		

pcc	80%			70%			50%			30%			10%			0	
pw	50%	30%	10%	50%	30%	10%	50%	30%	10%	50%	30%	10%	50%	30%	10%	0	
pfc	20%			20%			20%			20%			20%			0	
RCR	RCR:Room Cavity Ratio						Wall Exitance Coefficients(WEC)										
0.0																	
1.0	.135	.077	.024	.128	.073	.023	.115	.066	.021	.103	.060	.019	.093	.054	.017		
2.0	.125	.068	.021	.119	.066	.020	.109	.060	.019	.099	.055	.017	.090	.051	.016		
3.0	.116	.062	.019	.111	.060	.018	.103	.056	.017	.094	.052	.016	.087	.048	.015		
4.0	.109	.056	.017	.105	.055	.016	.097	.052	.015	.090	.048	.015	.084	.045	.014		
5.0	.102	.052	.015	.099	.051	.015	.092	.048	.014	.086	.046	.014	.081	.043	.013		
6.0	.096	.048	.014	.094	.047	.014	.088	.045	.013	.083	.043	.013	.078	.041	.012		
7.0	.092	.045	.013	.089	.044	.013	.084	.043	.012	.080	.041	.012	.075	.039	.012		
8.0	.087	.043	.012	.085	.042	.012	.081	.040	.012	.077	.039	.011	.073	.037	.011		
9.0	.083	.040	.011	.081	.040	.011	.077	.038	.011	.074	.037	.011	.071	.036	.010		
10.0	.080	.038	.011	.078	.038	.010	.074	.036	.010	.071	.035	.010	.068	.034	.010		

pcc	80%			70%			50%			30%			10%			0	
pw	50%	30%	10%	50%	30%	10%	50%	30%	10%	50%	30%	10%	50%	30%	10%	0	
pfc	20%			20%			20%			20%			20%			0	
RCR	RCR:Room Cavity Ratio						Ceiling Cavity Exitance Coefficients (CCEC)										
0.0	.196	.196	.196	.168	.168	.168	.114	.114	.114	.066	.066	.066	.021	.021	.021		
1.0	.174	.163	.154	.149	.140	.133	.102	.097	.092	.059	.056	.053	.019	.018	.017		
2.0	.156	.139	.124	.133	.119	.107	.091	.082	.075	.053	.048	.044	.017	.016	.014		
3.0	.141	.119	.102	.121	.103	.088	.083	.071	.062	.048	.042	.037	.015	.014	.012		
4.0	.128	.104	.085	.110	.090	.074	.076	.062	.052	.044	.037	.031	.014	.012	.010		
5.0	.117	.091	.072	.101	.079	.063	.069	.055	.044	.040	.032	.026	.013	.011	.009		
6.0	.108	.081	.062	.093	.070	.054	.064	.049	.038	.037	.029	.023	.012	.009	.007		
7.0	.101	.073	.054	.087	.063	.047	.060	.044	.033	.035	.026	.020	.011	.009	.007		
8.0	.094	.066	.047	.081	.058	.041	.056	.040	.029	.033	.024	.017	.011	.008	.006		
9.0	.089	.061	.042	.076	.053	.037	.053	.037	.026	.031	.022	.015	.010	.007	.005		
10.0	.084	.056	.037	.072	.049	.033	.050	.034	.023	.029	.020	.014	.009	.007	.005		

C Range: 0 - 360DEG  
C Interval: 22.5DEG  
Test Speed: HIGH  
Temperature:25.3℃  
Operators:001  
Test Date:2023-10-10

γ Range: 0 - 180DEG  
γ Interval: 1.0DEG  
Test System:EVERFINE GO-2000B\_V1 SYSTEM V2.00.456  
Humidity:65.0%  
Test Distance:7.580m [K=1.0000]  
Remarks:

## UGR(Unified Glare Rating) Table

Test:U:220.67V I:0.0664A P:7.2673W PF:0.4963 Freq:49.99Hz UTHDi:0.00% ITHDi:0.00% KDisp:0 Lamp Flux:629.044xl lm											
NAME: DL3593 3000K 24D						TYPE:		WEIGHT:			
SPEC.:						DIM.:		SERIAL No.:			
MFR.: VJC Lighting						SUR.: 40		Shielding Angle:			
ceiling/cavity	0.7	0.7	0.5	0.5	0.3	0.7	0.7	0.5	0.5	0.3	
walls	0.5	0.3	0.5	0.3	0.3	0.5	0.3	0.5	0.3	0.3	
working plane	0.2	0.2	0.2	0.2	0.2	0.2	0.2	0.2	0.2	0.2	
Room dimensions		Viewed crosswise					Viewed endwise				
x = 2H y = 2H	2H	10.8	11.4	11.0	11.6	11.7	11.5	12.1	11.7	12.3	12.5
	3H	10.6	11.2	10.9	11.4	11.6	11.4	12.0	11.6	12.2	12.4
	4H	10.6	11.1	10.8	11.3	11.6	11.3	11.9	11.6	12.1	12.3
	6H	10.5	11.0	10.8	11.3	11.5	11.2	11.8	11.5	12.0	12.2
	8H	10.4	10.9	10.7	11.2	11.5	11.2	11.7	11.5	11.9	12.2
	12H	10.4	10.9	10.7	11.2	11.4	11.1	11.6	11.4	11.9	12.2
4H	2H	10.7	11.2	10.9	11.4	11.7	11.4	11.9	11.6	12.1	12.4
	3H	10.5	11.0	10.8	11.3	11.5	11.2	11.7	11.5	12.0	12.3
	4H	10.4	10.8	10.7	11.1	11.5	11.1	11.6	11.5	11.9	12.2
	6H	10.3	10.7	10.7	11.0	11.4	11.0	11.4	11.4	11.7	12.1
	8H	10.2	10.6	10.6	11.0	11.3	11.0	11.3	11.3	11.7	12.1
	12H	10.2	10.5	10.6	10.9	11.3	10.9	11.2	11.3	11.6	12.0
8H	4H	10.2	10.6	10.6	11.0	11.3	11.0	11.3	11.3	11.7	12.1
	6H	10.1	10.4	10.6	10.8	11.3	10.8	11.1	11.3	11.5	12.0
	8H	10.1	10.3	10.5	10.8	11.2	10.8	11.0	11.2	11.5	11.9
	12H	10.0	10.2	10.5	10.7	11.2	10.7	10.9	11.2	11.4	11.9
12H	4H	10.2	10.5	10.6	10.9	11.3	10.9	11.2	11.3	11.6	12.0
	6H	10.1	10.3	10.5	10.8	11.2	10.8	11.0	11.2	11.5	11.9
	8H	10.0	10.2	10.5	10.7	11.2	10.7	10.9	11.2	11.4	11.9
Variations with the observer position at spacings(CIE Pub.117):											
S = 1.0H		+ 2.3 / - 6.0					+ 2.4 / - 4.4				
1.5H		+ 2.5 / - 3.3					+ 2.8 / - 3.0				
2.0H		+ 4.2 / - 7.9					+ 3.9 / - 7.8				

CIE Pub.117, 629.0 lm Total Lamp Luminous Flux Correct (8log(F/F0) = -1.6)  
Area: 0.0012 m2

C Range: 0 - 360DEG  
C Interval: 22.5DEG  
Test Speed: HIGH  
Temperature:25.3℃  
Operators:001  
Test Date:2023-10-10

γ Range: 0 - 180DEG  
γ Interval: 1.0DEG  
Test System:EVERFINE GO-2000B\_V1 SYSTEM V2.00.456  
Humidity:65.0%  
Test Distance:7.580m [K=1.0000]  
Remarks:

### UTILIZATION FACTORS TABLE

Test:U:220.67V I:0.0664A P:7.2673W PF:0.4963 Freq:49.99Hz		
UTHDi:0.00% ITHDi:0.00% KDisp:0 Lamp Flux:629.044x1 lm		
NAME: DL3593 3000K 24D	TYPE:	WEIGHT:
SPEC.:	DIM.:	SERIAL No.:
MFR.: VJC Lighting	SUR.: 40	Shielding Angle:

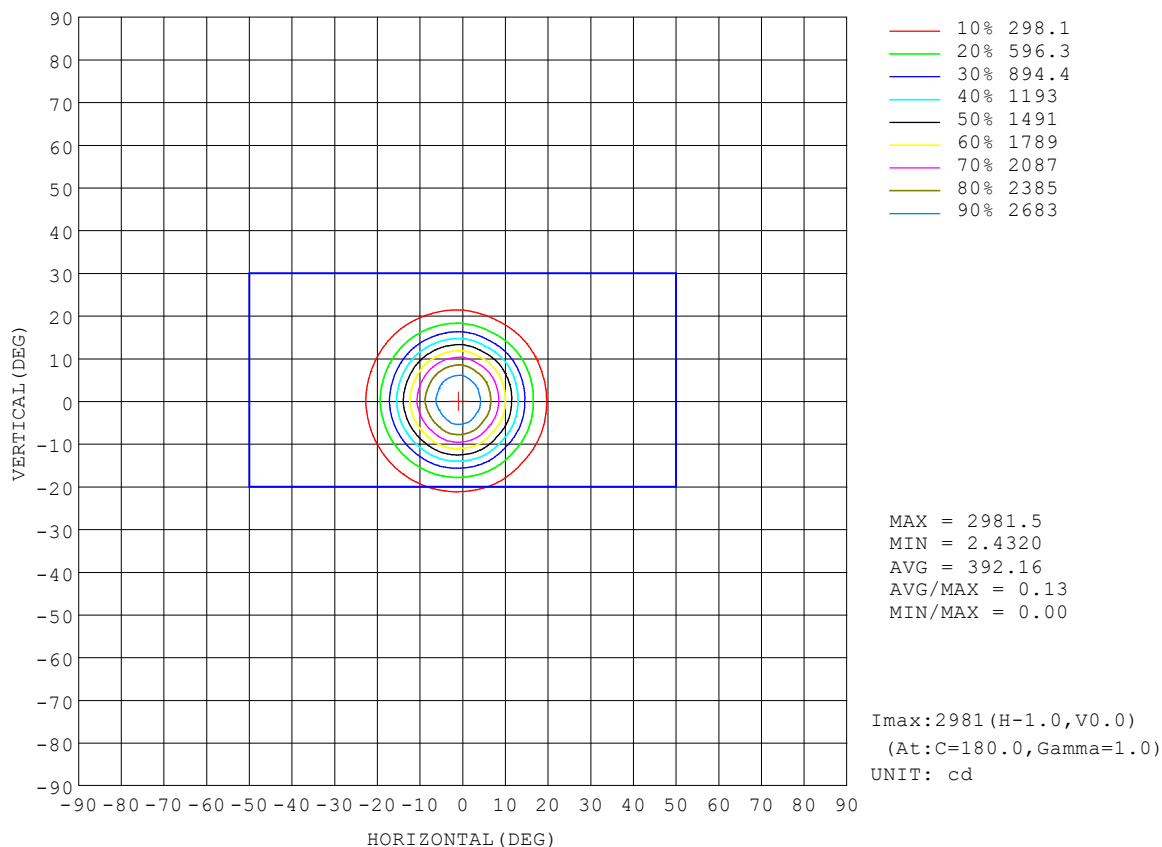
REFLECTANCE										
Ceiling	0.8	0.8	0.8	0.7	0.7	0.7	0.5	0.5	0.5	0
Walls	0.7	0.5	0.3	0.7	0.5	0.3	0.7	0.5	0.3	0
Working plane	0.2	0.2	0.2	0.2	0.2	0.2	0.2	0.2	0.2	0
ROOM INDEX	UTILIZATION FACTORS (PERCENT) $k(RI) \times RCR = 5$									
$k = 0.60$	90	84	81	89	84	80	89	83	80	77
0.80	97	92	88	96	91	88	95	91	88	84
1.00	101	96	92	100	95	92	98	95	92	88
1.25	105	100	97	103	99	96	101	98	95	91
1.50	107	103	100	106	102	99	104	100	98	94
2.00	109	105	103	108	104	102	105	102	100	95
2.50	111	107	105	109	106	104	106	104	102	96
3.00	112	109	107	110	108	105	107	105	103	97
4.00	114	112	110	112	110	108	108	107	105	98
5.00	115	113	112	113	111	110	109	108	107	99
ROOM INDEX	UF (total)									Direct
According to DIN EN 13032-2 2004			Suspended					SHRNOM = 1.25		

C Range: 0 - 360DEG  
C Interval: 22.5DEG  
Test Speed: HIGH  
Temperature: 25.3°C  
Operators: 001  
Test Date: 2023-10-10

γ Range: 0 - 180DEG  
γ Interval: 1.0DEG  
Test System: EVERFINE GO-2000B\_V1 SYSTEM V2.00.456  
Humidity: 65.0%  
Test Distance: 7.580m [K=1.0000]  
Remarks:

## ISOCANDELA DIAGRAM

Test:U:220.67V I:0.0664A P:7.2673W PF:0.4963 Freq:49.99Hz UTHDi:0.00% ITHDi:0.00% KDisp:0 Lamp Flux:629.044x1 lm		
NAME: DL3593 3000K 24D	TYPE:	WEIGHT:
SPEC.:	DIM.:	SERIAL No.:
MFR.: VJC Lighting	SUR.: 40	Shielding Angle:




C Range: 0 - 360DEG  
C Interval: 22.5DEG  
Test Speed: HIGH  
Temperature: 25.3°C  
Operators: 001  
Test Date: 2023-10-10

γ Range: 0 - 180DEG  
γ Interval: 1.0DEG  
Test System: EVERFINE GO-2000B\_V1 SYSTEM V2.00.456  
Humidity: 65.0%  
Test Distance: 7.580m [K=1.0000]  
Remarks:



## AAI Figure

Test:U:220.67V I:0.0664A P:7.2673W PF:0.4963 Freq:49.99Hz UTHDi:0.00% ITHDi:0.00% KDisp:0 Lamp Flux:629.044x1 lm		
NAME: DL3593 3000K 24D	TYPE:	WEIGHT:
SPEC.:	DIM.:	SERIAL No.:
MFR.: VJC Lighting	SUR.: 40	Shielding Angle:



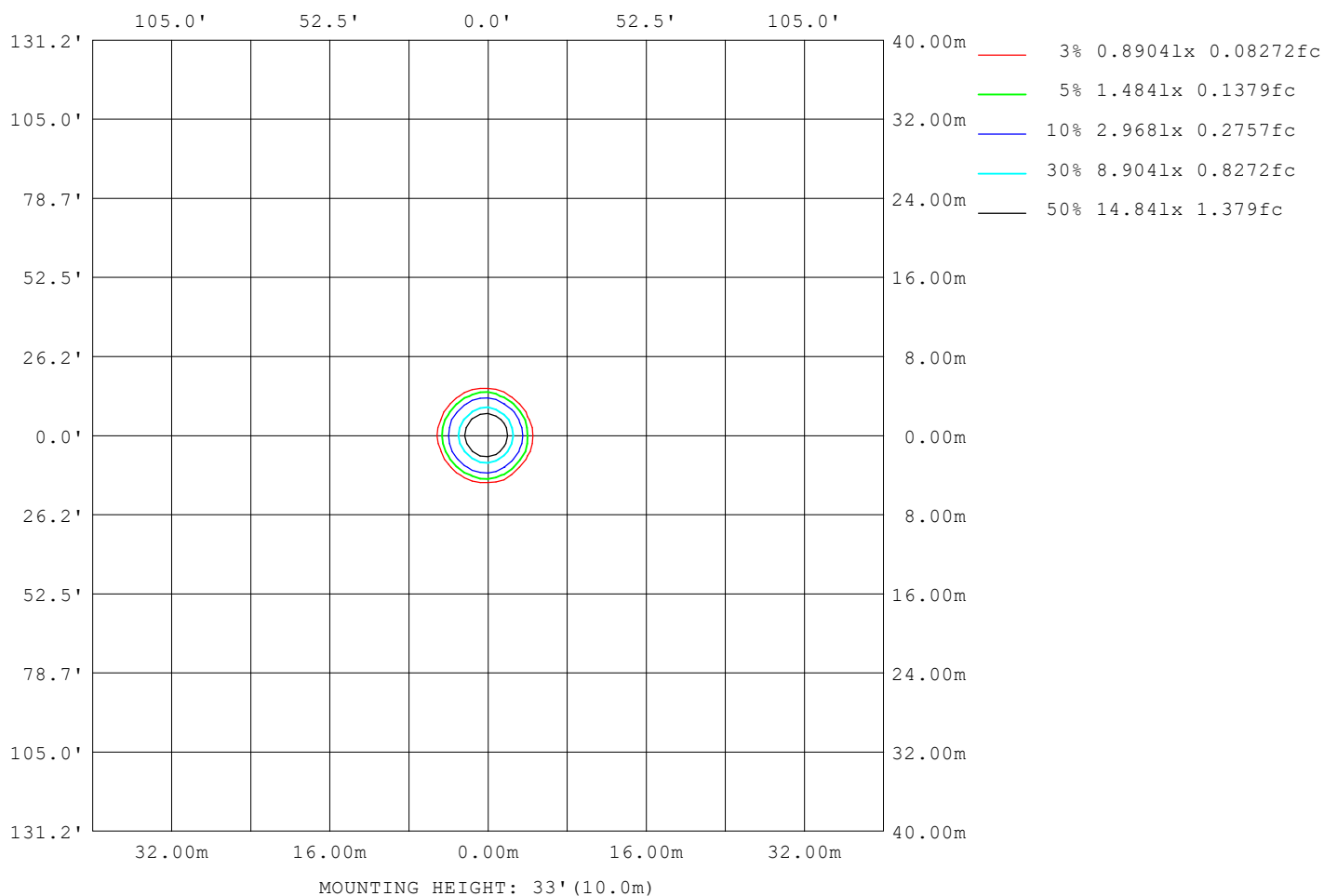
Note: The Curves indicate the illuminated area and the average illumination when the luminaire is at different distance.

C Range: 0 - 360DEG  
C Interval: 22.5DEG  
Test Speed: HIGH  
Temperature: 25.3°C  
Operators: 001  
Test Date: 2023-10-10

γ Range: 0 - 180DEG  
γ Interval: 1.0DEG  
Test System: EVERFINE GO-2000B\_V1 SYSTEM V2.00.456  
Humidity: 65.0%  
Test Distance: 7.580m [K=1.0000]  
Remarks:

## ISOLUX DIAGRAM

Test:U:220.67V I:0.0664A P:7.2673W PF:0.4963 Freq:49.99Hz UTHDi:0.00% ITHDi:0.00% KDisp:0 Lamp Flux:629.044x1 lm		
NAME: DL3593 3000K 24D	TYPE:	WEIGHT:
SPEC.:	DIM.:	SERIAL No.:
MFR.: VJC Lighting	SUR.: 40	Shielding Angle:



C Range: 0 - 360DEG  
C Interval: 22.5DEG  
Test Speed: HIGH  
Temperature: 25.3 °C  
Operators: 001  
Test Date: 2023-10-10

γ Range: 0 - 180DEG  
γ Interval: 1.0DEG  
Test System: EVERFINE GO-2000B\_V1 SYSTEM V2.00.456  
Humidity: 65.0%  
Test Distance: 7.580m [K=1.0000]  
Remarks:

## LED Avg.L Report

Test:U:220.67V I:0.0664A P:7.2673W PF:0.4963 Freq:49.99Hz UTHDi:0.00% ITHDi:0.00% KDisp:0 Lamp Flux:629.044x1 lm		
NAME: DL3593 3000K 24D	TYPE:	WEIGHT:
SPEC.:	DIM.:	SERIAL No.:
MFR.: VJC Lighting	SUR.: 40	Shielding Angle:

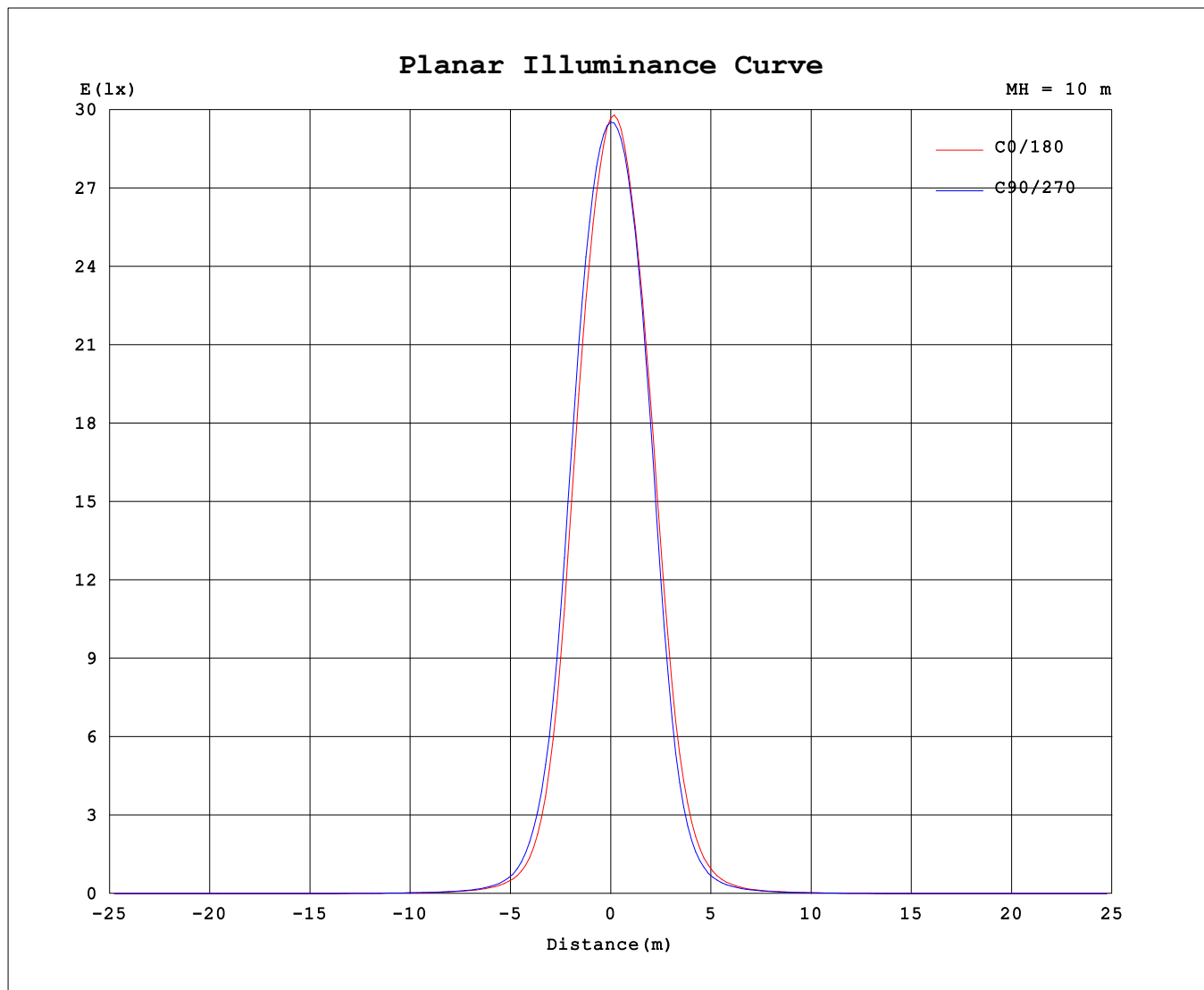
AvgL	cd/m2
L_0~180 (65) av	1445
L_0~180 (75) av	0
L_0~180 (85) av	0
L_90~270 (65) av	1376
L_90~270 (75) av	0
L_90~270 (85) av	0
L_45 (65) av	1410
L_45 (75) av	0
L_45 (85) av	0

Standard: GB/T 29293-2012

C Range: 0 - 360DEG  
C Interval: 22.5DEG  
Test Speed: HIGH  
Temperature:25.3℃  
Operators:001  
Test Date:2023-10-10

γ Range: 0 - 180DEG  
γ Interval: 1.0DEG  
Test System:EVERFINE GO-2000B\_V1 SYSTEM V2.00.456  
Humidity:65.0%  
Test Distance:7.580m [K=1.0000]  
Remarks:

## Planar Illuminance Curve



C Range: 0 - 360DEG  
C Interval: 22.5DEG  
Test Speed: HIGH  
Temperature: 25.3 °C  
Operators: 001  
Test Date: 2023-10-10

$\gamma$  Range: 0 - 180DEG  
 $\gamma$  Interval: 1.0DEG  
Test System: EVERFINE GO-2000B\_V1 SYSTEM V2.00.456  
Humidity: 65.0%  
Test Distance: 7.580m [K=1.0000]  
Remarks:

## LUMINOUS DISTRIBUTION INTENSITY DATA

Test:U:220.67V I:0.0664A P:7.2673W PF:0.4963 Freq:49.99Hz		
UTHDi:0.00% ITHDi:0.00% KDisp:0 Lamp Flux:629.044x1 lm		
NAME: DL3593 3000K 24D	TYPE:	WEIGHT:
SPEC.:	DIM.:	SERIAL No.:
MFR.: VJC Lighting	SUR.: 40	Shielding Angle:

Table--1

UNIT: cd

C (DEG) γ (DEG)	0	22.5	45	67.5	90	112.5	135	157.5	180	202.5	225	247.5	270	292.5	315	337.5			
0	2955	2955	2955	2955	2955	2955	2955	2955	2955	2955	2955	2955	2955	2955	2955	2955			
5	2581	2595	2611	2676	2720	2760	2754	2771	2792	2788	2811	2800	2779	2710	2661	2613			
10	1785	1791	1799	1917	2000	2080	2093	2154	2197	2183	2201	2177	2144	1998	1929	1845			
15	811	828	832	932	1001	1094	1138	1220	1277	1254	1251	1186	1131	988	935	859			
20	273	283	292	343	377	417	448	485	518	500	483	442	401	334	309	280			
25	92.9	96.5	97.9	117	129	144	153	168	182	175	163	148	136	108	99.2	92.5			
30	41.8	43.0	43.9	48.0	50.8	54.0	56.7	62.4	68.3	68.3	63.6	58.5	53.8	46.5	43.7	42.3			
35	22.1	22.7	23.1	24.8	25.7	27.7	28.4	30.0	31.2	30.9	30.3	28.6	26.9	24.7	23.9	22.8			
40	13.7	13.8	14.1	14.9	15.5	17.0	17.5	17.4	17.2	17.2	17.2	16.4	15.8	15.2	15.0	14.3			
45	9.36	9.32	9.45	9.95	10.2	10.9	11.2	11.1	10.9	10.9	10.9	10.4	10.1	9.77	9.91	9.60			
50	6.14	6.21	6.43	6.85	7.07	7.23	7.33	7.43	7.49	7.43	7.28	6.93	6.57	6.23	6.37	6.19			
55	3.05	3.24	3.49	3.94	4.19	4.34	4.47	4.62	4.63	4.46	4.24	3.85	3.45	3.17	3.21	3.07			
60	1.20	1.24	1.32	1.52	1.66	1.85	1.92	2.08	2.12	1.90	1.71	1.48	1.31	1.26	1.27	1.23			
65	0.51	0.51	0.60	0.68	0.76	0.82	0.84	0.93	0.96	0.90	0.81	0.70	0.63	0.62	0.61	0.57			
70	0.00	0.00	0.03	0.11	0.20	0.23	0.27	0.32	0.35	0.32	0.22	0.12	0.06	0.04	0.01	0.00			
75	0.00	0.00	0.00	0.00	0.00	0.00	0.00	0.00	0.00	0.00	0.00	0.00	0.00	0.00	0.00	0.00			
80	0.00	0.00	0.00	0.00	0.00	0.00	0.00	0.00	0.00	0.00	0.00	0.00	0.00	0.00	0.00	0.00			
85	0.00	0.00	0.00	0.00	0.00	0.00	0.00	0.00	0.00	0.00	0.00	0.00	0.00	0.00	0.00	0.00			
90	0.00	0.00	0.00	0.00	0.00	0.00	0.00	0.00	0.00	0.00	0.00	0.00	0.00	0.00	0.00	0.00			
95	0.00	0.00	0.00	0.00	0.00	0.00	0.00	0.00	0.00	0.00	0.00	0.00	0.00	0.00	0.00	0.00			
100	0.00	0.01	0.00	0.00	0.00	0.00	0.00	0.00	0.00	0.00	0.00	0.00	0.00	0.00	0.00	0.00			
105	0.00	0.03	0.00	0.03	0.00	0.02	0.00	0.01	0.00	0.00	0.00	0.00	0.00	0.00	0.00	0.00			
110	0.04	0.06	0.03	0.05	0.03	0.05	0.02	0.04	0.01	0.00	0.01	0.00	0.02	0.00	0.02	0.00			
115	0.07	0.09	0.07	0.09	0.06	0.08	0.06	0.08	0.03	0.00	0.03	0.00	0.03	0.01	0.04	0.01			
120	0.10	0.12	0.10	0.12	0.09	0.11	0.09	0.11	0.05	0.03	0.05	0.04	0.07	0.05	0.08	0.06			
125	0.13	0.15	0.13	0.14	0.11	0.13	0.11	0.13	0.11	0.09	0.12	0.11	0.15	0.14	0.17	0.17			
130	0.19	0.21	0.18	0.20	0.16	0.17	0.14	0.16	0.28	0.26	0.29	0.30	0.35	0.38	0.42	0.43			
135	0.38	0.39	0.36	0.35	0.30	0.29	0.25	0.26	0.66	0.65	0.68	0.73	0.78	0.84	0.90	0.94			
140	0.81	0.81	0.77	0.74	0.67	0.62	0.56	0.55	1.29	1.30	1.33	1.39	1.47	1.56	1.63	1.69			
145	1.51	1.49	1.46	1.39	1.30	1.22	1.15	1.10	2.13	2.13	2.16	2.23	2.31	2.41	2.49	2.56			
150	2.37	2.35	2.30	2.22	2.13	2.03	1.96	1.90	3.01	3.00	3.02	3.07	3.15	3.24	3.30	3.37			
155	3.19	3.16	3.12	3.06	2.98	2.89	2.82	2.78	3.73	3.71	3.74	3.78	3.84	3.88	3.92	3.94			
160	3.71	3.71	3.66	3.65	3.61	3.57	3.51	3.51	4.17	4.13	4.16	4.15	4.19	4.15	4.12	4.12			
165	3.75	3.72	3.75	3.75	3.78	3.78	3.78	3.79	4.16	4.16	4.14	4.15	4.10	4.03	3.93	3.91			
170	3.37	3.36	3.41	3.45	3.51	3.55	3.61	3.62	3.81	3.83	3.79	3.74	3.65	3.56	3.46	3.44			
175	2.97	2.97	3.06	3.05	3.08	3.11	3.22	3.22	3.29	3.34	3.33	3.25	3.17	3.14	3.06	2.99			
180	2.98	3.00	3.06	3.01	2.99	2.98	3.03	2.96	3.00	3.02	3.05	3.01	3.00	2.98	3.01	2.95			

C Range: 0 - 360DEG

C Interval: 22.5DEG

Test Speed: HIGH

Temperature:25.3℃

Operators:001

Test Date:2023-10-10

γ Range: 0 - 180DEG

γ Interval: 1.0DEG

Test System:EVERFINE GO-2000B\_V1 SYSTEM V2.00.456

Humidity:65.0%

Test Distance:7.580m [K=1.0000]

Remarks: